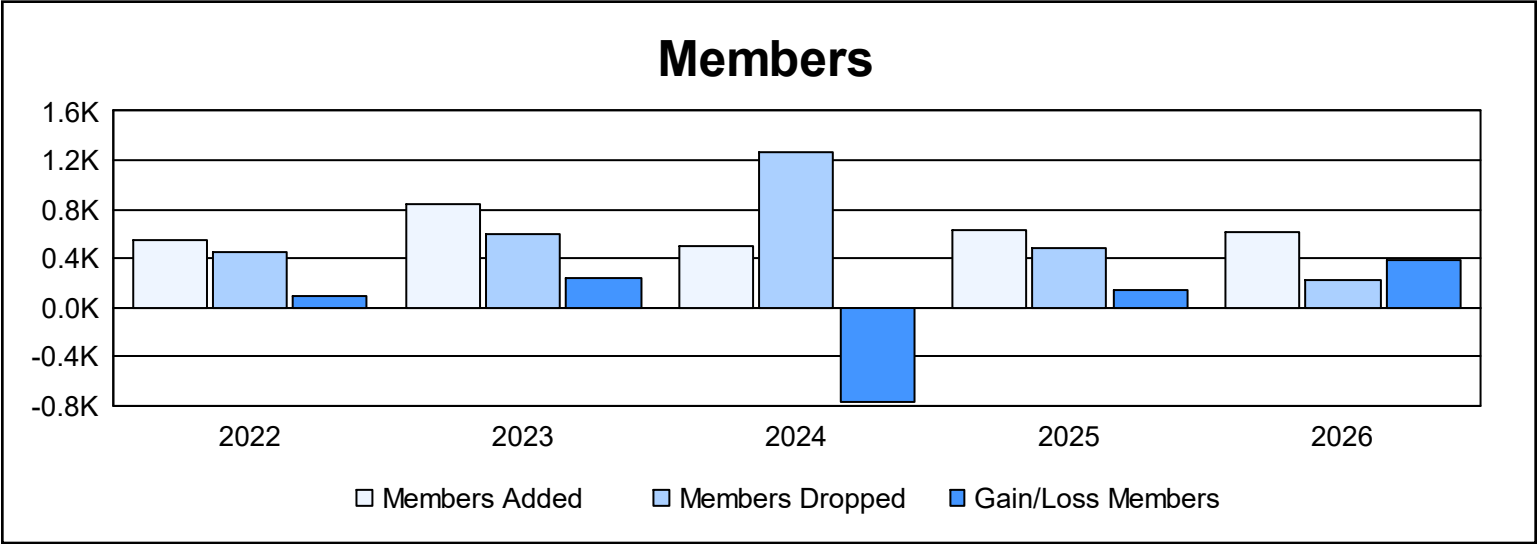
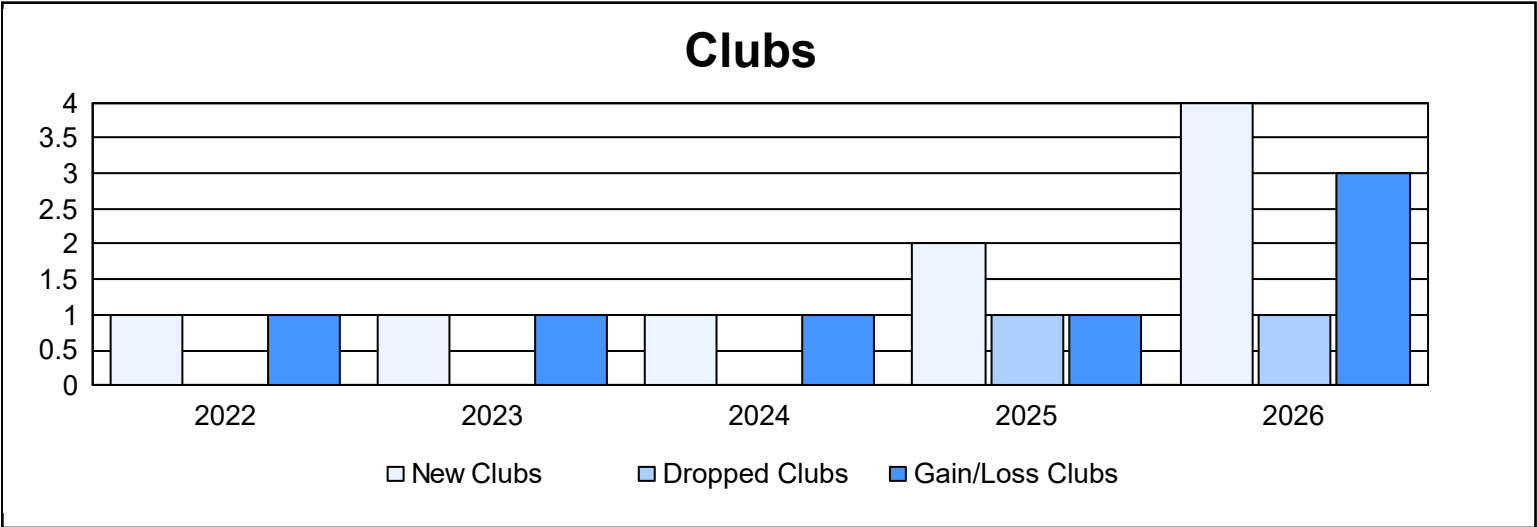
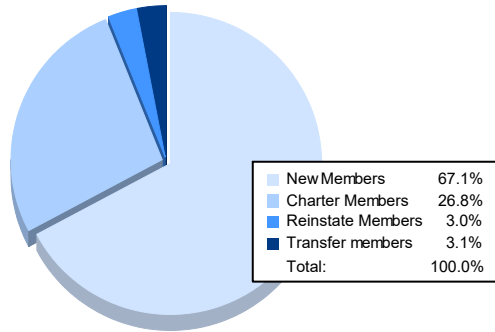


| Year | New Clubs | Dropped Clubs | Gain/ Loss Clubs | New Members | Charter Members | Reinstate Members | Transfer Members | Total Member Added | Total Members Dropped | Gain/ Loss Members |
|-----------|-----------|---------------|------------------|-------------|-----------------|-------------------|------------------|--------------------|-----------------------|--------------------|
| 2021-2022 | 1 | 0 | 1 | 450 | 41 | 32 | 20 | 543 | 447 | 96 |
| 2022-2023 | 1 | 0 | 1 | 727 | 51 | 43 | 16 | 837 | 598 | 239 |
| 2023-2024 | 1 | 0 | 1 | 367 | 35 | 51 | 43 | 496 | 1,258 | -762 |
| 2024-2025 | 2 | 1 | 1 | 443 | 83 | 74 | 24 | 624 | 487 | 137 |
| 2025-2026 | 4 | 1 | 3 | 408 | 163 | 18 | 19 | 608 | 219 | 389 |
| Average | 2 | 0 | 1 | 479 | 75 | 44 | 24 | 622 | 602 | 20 |



Membership Composition

December 2025 Cumulative



Gender Composition

December 2025 Cumulative

